

G-Force

CLOSING EFFORT SYSTEM

Energy, Force, and Velocity in One Tool!

MEASUREMENT DISPLAY



GREEN/RED LED DISPLAY



QUICKLY MEASURE DOORS AND LIFTGATES

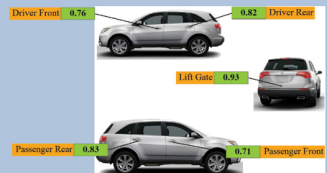


INTERFACE DIRECTLY TO
DATA COLLECTION SOFTWARE

ACCURATE AND REPEATABLE



PRECISE MEASUREMENTS EVERY TIME



To see more about this and other applications, go to LMICorporation.com

LMI
Linear Measurement Instruments, Corp.



101 N. Alloy Drive, Fenton, MI 48430 * Phone: 810.714.5811 Fax: 810.714.5711 * Email: sales@lmicorporation.com

www.lmicorporation.com

CLOSING EFFORT SYSTEM



G-Force



WIRELESSLY MEASURE CLOSURE VELOCITY, FORCE, AND ENERGY

The **LMI G-Force** is a wireless device designed to measure closure Velocity, Force, and Energy and wirelessly send readings to a PC or Assembly Information System Controller.

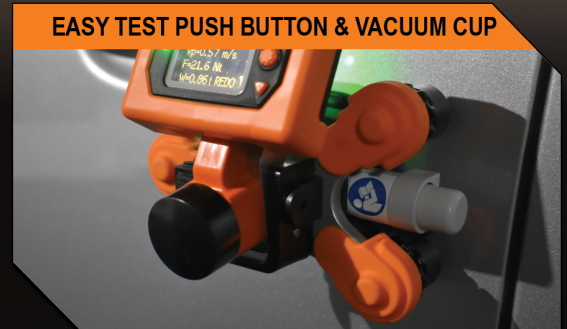
The G-Force is easily attached to a closure using the **vacuum cup**. One press of the button will start the measurement test. Once the door, deck-lid, lift-gate, or sliding door has been closed, the **velocity, force, and energy** are displayed and a red/green LED will indicate pass or fail based on the limits that are set in the G-Force. The user can **re-test** or **wirelessly** send the measurement.

- Wireless data transmissions
- Simple to program and use
- Robust design
- Vacuum cup makes placement on the closure fast and secures regardless of material: aluminum, composite, or steel
- Easy test push-button for direct user input of closure measurement
- Multiple outputs: Velocity (meters/second or feet/second), Force (Newtons), Work (Joules, Nm)
- Comparison to limits for immediate feedback with a green/red LED and measurement displayed to the user
- Designed to measure and re-measure quickly for 100% in-line measurement
- Long-life rechargeable battery lasts well over 1 shift of continuous usage
- Large easy to read display
- Accurate and repeatable
- Configurable using convenient utility
- 1 Year Warranty

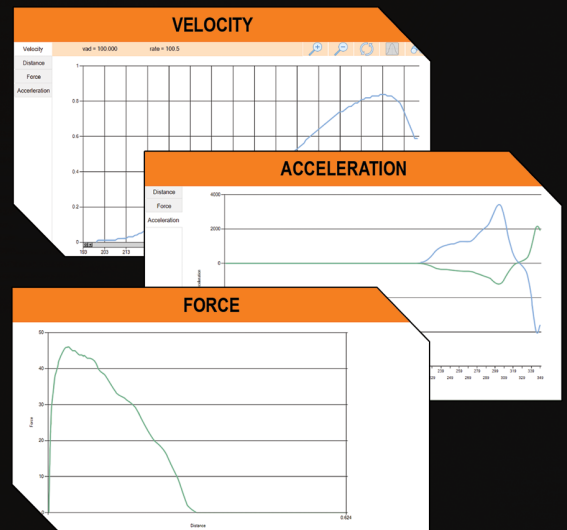
SIMPLE TO CONFIGURE



EASY TEST PUSH BUTTON & VACUUM CUP



EASILY GENERATED DATA CURVES



LMI
Linear Measurement Instruments, Corp.



www.lmicorporation.com